

# **ASSESSMENT SUPPLEMENTS**

## **TABLE OF CONTENTS**

- 1. LONG-TERM MEMORY QUESTIONS**
- 2. SHORT TERM MEMORY QUESTIONS:**
- 3. FUN CONVERSATION TOPICS/QUESTIONS**
- 4. BASIC STRETCHES**
- 5. SIGN LANGUAGE**
- 6. BASIC MATH**
- 7. CONNECT THE DOTS**
- 8. PREPOSITIONAL PHRASES**

## **LONG-TERM MEMORY QUESTIONS:**

- 1. WHERE WERE YOU BORN?**
- 2. WHAT IS YOUR HOME ADDRESS?**
- 3. WHAT WAS THE ADDRESS OF THE HOUSE YOU USED TO LIVE IN?**
- 4. WHAT IS YOUR PARENT'S PHONE NUMBER?**
- 5. DO YOU REMEMBER WHERE YOU BOUGHT THE CLOTHES YOU ARE CURRENTLY WEARING?**

**HAVE THE INDIVIDUAL LOOK AT THIS PICTURE: TELL THEM THEY WILL BE ASKED QUESTIONS ABOUT IT LATER.**



**NOW ASK THESE QUESTIONS:**

- 1. CAN YOU REMEMBER YOUR GRANDMA'S VOICE?**
- 2. WHAT DID YOU HAVE FOR DINNER LAST THURSDAY NIGHT?**

**NOW ASK SPECIFIC QUESTIONS ABOUT THE PICTURE:**

**(WHAT COLOR IS THE BOYS BIKE, HOW MANY PEOPLE ARE IN THE PICTURE, DO THE BOYS HAVE HELMETS ON, ETC)**

## **SHORT TERM MEMORY QUESTIONS:**

**HAVE INDIVIDUAL LOOK AT THESE WORDS AND STUDY THEM FOR ONE MINUTE. AFTER THEY STUDY THEM, HAVE THEM TRY TO RECALL AS MANY OF THE WORDS AS POSSIBLE AND WRITE THEM DOWN.**

**PIE**

**EGG**

**BASKET**

**PHONE**

**BANANA**

**DESK**

**BOOK**

**PIZZA**

**CUP**

**PAPER**

**TRASH**

**SNOW**

**TREE**

**BLUE**

**1.**

**2.**

**3.**

**4.**

**5.**

**6.**

**7.**

**8.**

**9.**

**10.**

**11.**

**12.**

**13.**

**14.**

## **FUN CONVERSATION TOPICS/QUESTIONS**

- 1. WHAT DO YOU LIKE DAYDREAMING ABOUT?**
- 2. IF YOU WERE A SUPERHERO, WHAT WOULD YOUR POWER BE? WHAT WOULD YOUR SUPERHERO NAME BE?**
- 3. IF YOU HAD A \$100, WHAT WOULD YOU BUY?**
- 4. WHAT DO YOU LIKE TO DO OUTSIDE?**
- 5. WHAT'S YOUR FAVORITE ANIMAL?**
- 6. WHAT'S YOUR FAVORITE FOOD?**
- 7. WHAT IS YOUR FAVORITE THING TO DO?**
- 8. IF ALL OF YOUR CLOTHES COULD BE ONE COLOR, WHAT COLOR WOULD THEY BE?**
- 9. WHAT DO YOU WANT TO BE WHEN YOU GROW OLDER?**

**10. FUNNIEST JOKE?**

**11. WHAT'S YOUR FAVORITE SEASON?**

**12. WHAT DO YOU LIKE TO WATCH ON  
THE TV/COMPUTER?**

# **BASIC STRETCHES**

**1-CHILDS POSE**

**2-CAT-COW**

**3-OVERHEAD ARM STRETCH**

**4-ARMS WIDE**

**5-KNEE LUNGE**

**6-BUTTERFLY**

**7-TOE-TOUCH**

**8-CALF STRETCH**

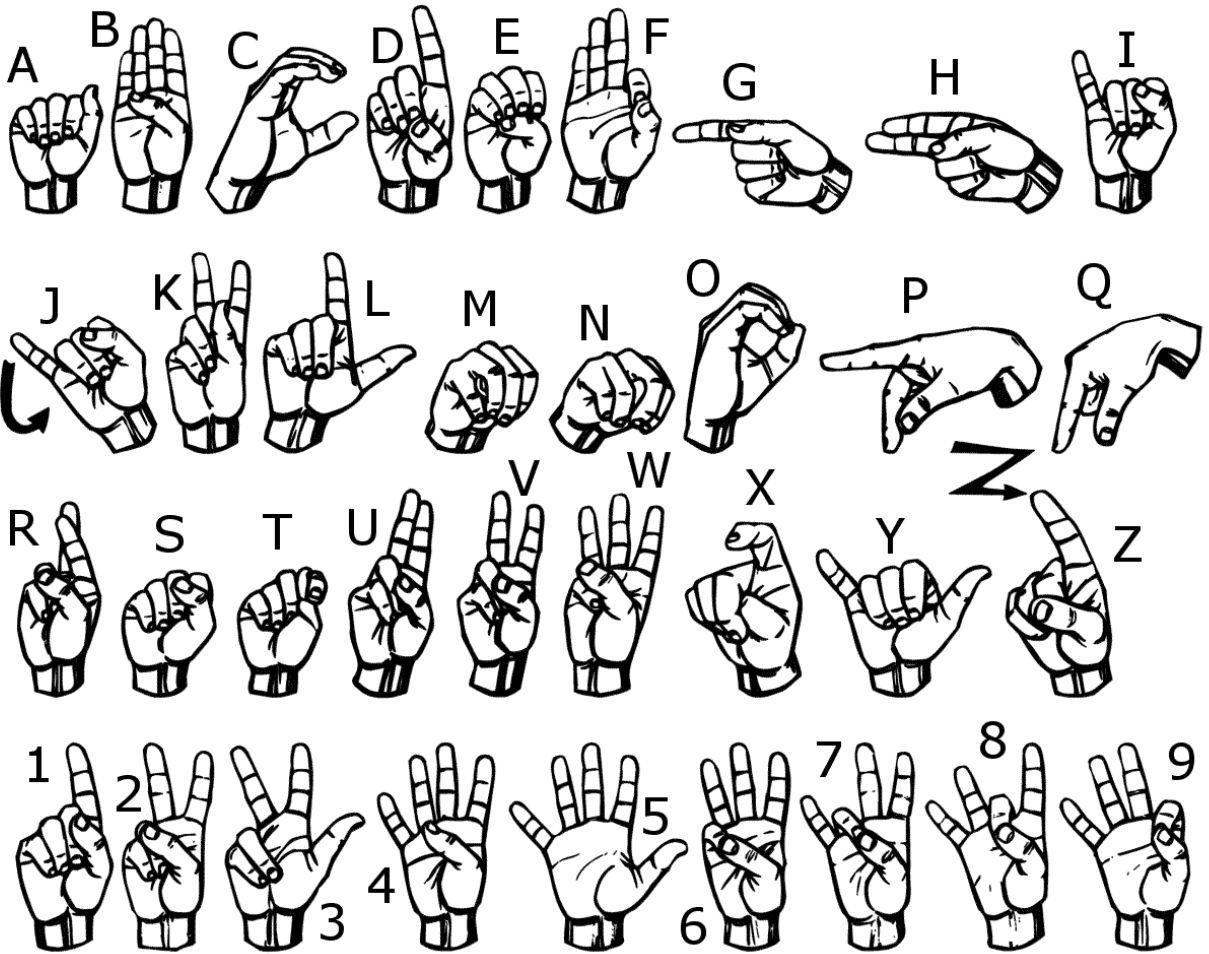
**9. COBRA STRETCH**

**10. SIDE-BEND**

**11. NECK SIDE BEND**

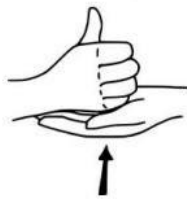


# SIGN LANGUAGE



Sign Language Words & Phrases

eat / food bathroom



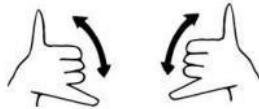
more



finished



play



I Love You

mother/mom



father/dad



please



thank you



help



more



## COLORS

RED



ORANGE



YELLOW



GREEN



PURPLE



BLUE



## BASIC MATH



### Addition and Subtraction Practice Sheet



$$\begin{array}{r} 5 \\ - 2 \\ \hline \end{array} \quad \begin{array}{r} 9 \\ + 1 \\ \hline \end{array} \quad \begin{array}{r} 4 \\ + 4 \\ \hline \end{array} \quad \begin{array}{r} 2 \\ + 3 \\ \hline \end{array} \quad \begin{array}{r} 8 \\ - 3 \\ \hline \end{array}$$

$$\begin{array}{r} 9 \\ - 2 \\ \hline \end{array} \quad \begin{array}{r} 3 \\ + 6 \\ \hline \end{array} \quad \begin{array}{r} 8 \\ - 7 \\ \hline \end{array} \quad \begin{array}{r} 9 \\ - 5 \\ \hline \end{array} \quad \begin{array}{r} 1 \\ + 9 \\ \hline \end{array}$$

$$\begin{array}{r} 3 \\ + 9 \\ \hline \end{array} \quad \begin{array}{r} 9 \\ - 7 \\ \hline \end{array} \quad \begin{array}{r} 6 \\ - 0 \\ \hline \end{array} \quad \begin{array}{r} 5 \\ + 6 \\ \hline \end{array} \quad \begin{array}{r} 4 \\ + 8 \\ \hline \end{array}$$

$3 + 8 =$

$9 - 6 =$

$3 + 3 =$

$9 + 9 =$

$7 - 1 =$

$8 - 2 =$

$6 - 2 =$

$5 + 0 =$

$7 + 4 =$

Name : \_\_\_\_\_

Score : \_\_\_\_\_

Teacher : \_\_\_\_\_

Date : \_\_\_\_\_

---

$$\begin{array}{r} 8 \\ \times 6 \\ \hline \end{array}$$

$$\begin{array}{r} 7 \\ \times 6 \\ \hline \end{array}$$

$$\begin{array}{r} 6 \\ \times 6 \\ \hline \end{array}$$

$$\begin{array}{r} 8 \\ \times 4 \\ \hline \end{array}$$

$$\begin{array}{r} 6 \\ \times 2 \\ \hline \end{array}$$

$$\begin{array}{r} 6 \\ \times 6 \\ \hline \end{array}$$

$$\begin{array}{r} 8 \\ \times 4 \\ \hline \end{array}$$

$$\begin{array}{r} 9 \\ \times 5 \\ \hline \end{array}$$

$$\begin{array}{r} 7 \\ \times 4 \\ \hline \end{array}$$

$$\begin{array}{r} 5 \\ \times 2 \\ \hline \end{array}$$

$$\begin{array}{r} 5 \\ \times 1 \\ \hline \end{array}$$

$$\begin{array}{r} 5 \\ \times 6 \\ \hline \end{array}$$

$$\begin{array}{r} 9 \\ \times 2 \\ \hline \end{array}$$

$$\begin{array}{r} 5 \\ \times 4 \\ \hline \end{array}$$

$$\begin{array}{r} 6 \\ \times 3 \\ \hline \end{array}$$

$$\begin{array}{r} 6 \\ \times 1 \\ \hline \end{array}$$

$$\begin{array}{r} 9 \\ \times 6 \\ \hline \end{array}$$

$$\begin{array}{r} 6 \\ \times 6 \\ \hline \end{array}$$

$$\begin{array}{r} 7 \\ \times 1 \\ \hline \end{array}$$

$$\begin{array}{r} 9 \\ \times 5 \\ \hline \end{array}$$

$$\begin{array}{r} 7 \\ \times 5 \\ \hline \end{array}$$

$$\begin{array}{r} 8 \\ \times 4 \\ \hline \end{array}$$

$$\begin{array}{r} 5 \\ \times 1 \\ \hline \end{array}$$

$$\begin{array}{r} 6 \\ \times 3 \\ \hline \end{array}$$

Name: \_\_\_\_\_ Date: \_\_\_\_\_

## Division Worksheet

1 a.  $15 \div 3 =$  \_\_\_\_\_

1 b.  $18 \div 3 =$  \_\_\_\_\_

2 a.  $2 \div 2 =$  \_\_\_\_\_

2 b.  $27 \div 3 =$  \_\_\_\_\_

3 a.  $12 \div 3 =$  \_\_\_\_\_

3 b.  $12 \div 2 =$  \_\_\_\_\_

4 a.  $21 \div 3 =$  \_\_\_\_\_

4 b.  $3 \div 3 =$  \_\_\_\_\_

5 a.  $14 \div 2 =$  \_\_\_\_\_

5 b.  $4 \div 2 =$  \_\_\_\_\_

6 a.  $9 \div 3 =$  \_\_\_\_\_

6 b.  $8 \div 2 =$  \_\_\_\_\_

7 a.  $6 \div 2 =$  \_\_\_\_\_

7 b.  $30 \div 3 =$  \_\_\_\_\_

8 a.  $24 \div 3 =$  \_\_\_\_\_

8 b.  $18 \div 2 =$  \_\_\_\_\_


9 a.  $6 \div 3 =$  \_\_\_\_\_

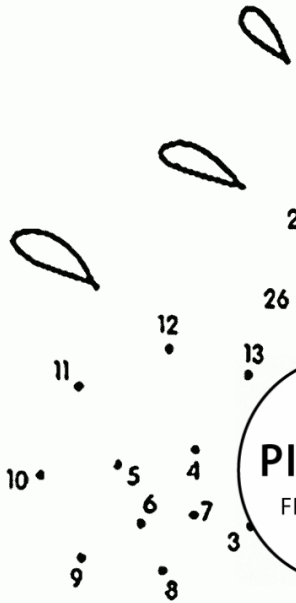
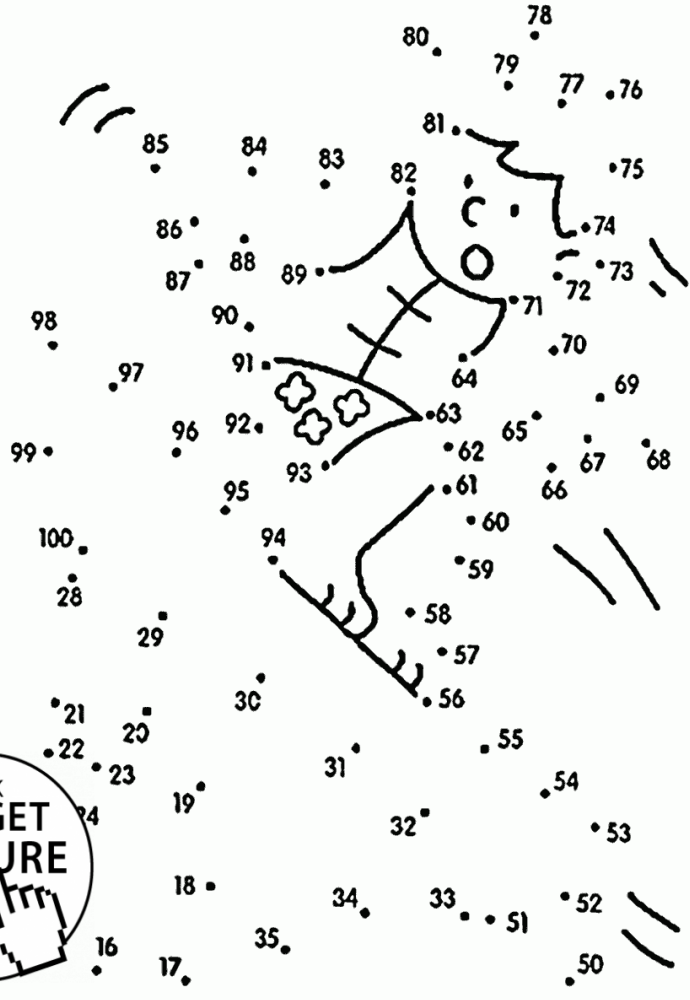

9 b.  $16 \div 2 =$  \_\_\_\_\_

10 a.  $10 \div 2 =$  \_\_\_\_\_


10 b.  $20 \div 2 =$  \_\_\_\_\_

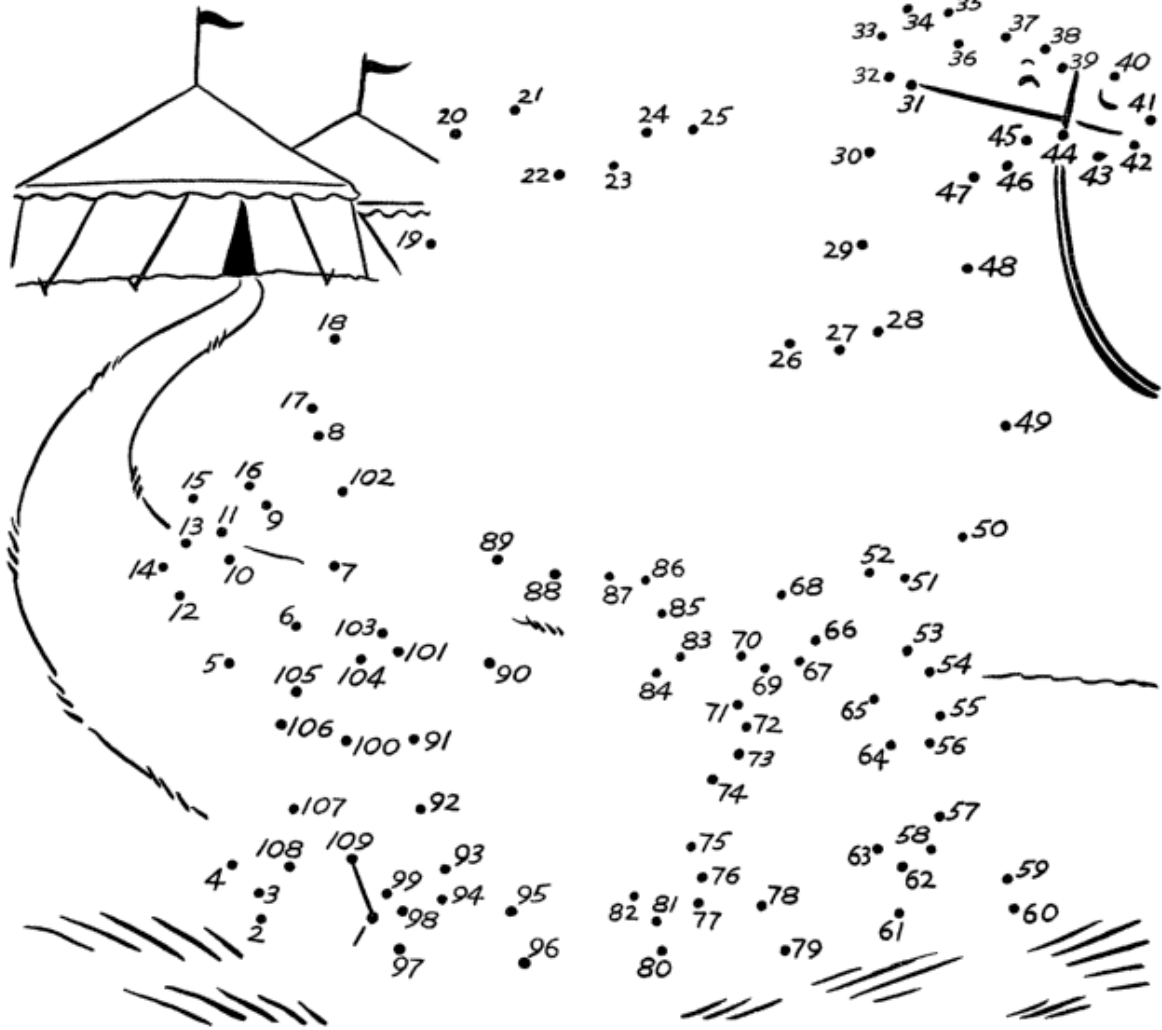
# CONNECT THE DOTS





CLICK  
to  
**GET**  
**PICTURE**  
FREE









11. What comes out with the stars at night  
 Because it doesn't like the light?

## COIN VALUES

Coin Control Chart 1		
	penny	1¢
	nickel	5¢
	dime	10¢
	quarter	25¢

## What Is That Coin?

 <b>1¢</b>   <b>5¢</b> <hr/> <b>\$.25</b>   <b>10¢</b>	 <b>\$.01</b>   <b>5¢</b> <hr/> <b>25¢</b>   <b>1¢</b>	 <b>1¢</b>   <b>\$.05</b> <hr/> <b>25¢</b>   <b>1¢</b>
 <b>1¢</b>   <b>5¢</b> <hr/> <b>\$.05</b>   <b>25¢</b>	 <b>25¢</b>   <b>5¢</b> <hr/> <b>1¢</b>   <b>\$.10</b>	 <b>1¢</b>   <b>25¢</b> <hr/> <b>\$.25</b>   <b>5¢</b>
 <b>\$.01</b>   <b>5¢</b> <hr/> <b>5¢</b>   <b>25¢</b>	 <b>1¢</b>   <b>25¢</b> <hr/> <b>\$.10</b>   <b>1¢</b>	 <b>1¢</b>   <b>\$.10</b> <hr/> <b>25¢</b>   <b>5¢</b>

# PREPOSITIONAL PHRASES

**Preposition** a word that shows the relationship between a noun or a pronoun and some other word or element in the rest of the sentence.

- with
- at
- from
- into
- during
- including
- until
- about
- like
- through
- over
- before
- between
- after
- except
- but
- up
- out
- around
- down
- off





- 1) The clock is .....the wall.
- 2) The ball is .....the table.
- 3) The cat is .....the armchair.
- 4) The table is .....the armchair.
- 5) The carpet is .....the floor.
- 6) The lamp is .....the table.
- 7) The flowers are .....the vase.
- 8) The table is .....the chair  
and the armchair.

Name: \_\_\_\_\_

## Use the Prepositions

**Directions:** Complete the sentences below by writing the correct preposition in each blank.

at      in      over      on      between      up  
onto      below      under      towards      to      through  
into      across      along      above      behind

1. Maribeth and Dwight were careful as they walked \_\_\_\_\_  
the high rock wall
2. They were followed by their two friends who trailed \_\_\_\_\_.
3. All four arrived at school and Maribeth sat \_\_\_\_\_ Luke  
and Larry.
4. Just then, Mrs. Beatty, their teacher walked \_\_\_\_\_ the door and  
into the classroom.
5. Maribeth rose from her seat and walked \_\_\_\_\_ her.
6. She smiled and set an apple \_\_\_\_\_ the teacher's desk.
7. Mrs. Beatty reached \_\_\_\_\_ a pile of papers and pulled out a  
large, gold star.
8. Maribeth raced to her chart and, reaching high, placed the gold star  
\_\_\_\_\_ her silver star.
9. Maribeth skipped \_\_\_\_\_ the room with a smile on her face.
10. After school, the four friends threw rocks \_\_\_\_\_ the bridge.